



**all in one 40W for 10M pole-30lux**

BOSUN



HongKong Bosun Lighting Co.,Ltd

all in one 40W for 10M pole-30lux

DIALux

Preliminary remarks

BOSUN

## Content

Cover page	1
Preliminary remarks	2
Content	3
Contacts	4
Description	5
Images	6
Luminaire list	7

## Product data sheets

□ □ - (1x 49)	8
---------------	---

## street · □ □ □ 1

Description	9
Images	10
Summary (according to EN 13201:2015)	11
street (P1)	14
Glossary	16



HongKong Bosun Lighting Co.,Ltd

all in one 40W for 10M pole-30lux

DIALux

## Contacts



Dave

HongKong Bosunlighting Co.,...

T +86 18676024888

director@bosunlighting.com

BOSUN



## Description

BOSUN

Dave

HongKong Bosunlighting Co.,...

T +86 18676024888

director@bosunlighting.com

**Images**

BOSUN

## Luminaire list

 $\Phi_{total}$ 

98588 lm

 $P_{total}$ 

553.0 W

Luminous efficacy


178.3 lm/W

pcs.	Manufacturer	Article No.	Article name	P	$\Phi$	Luminous efficacy
14	□ □			39.5 W	7042 lm	178.1 lm/W

BOSUN

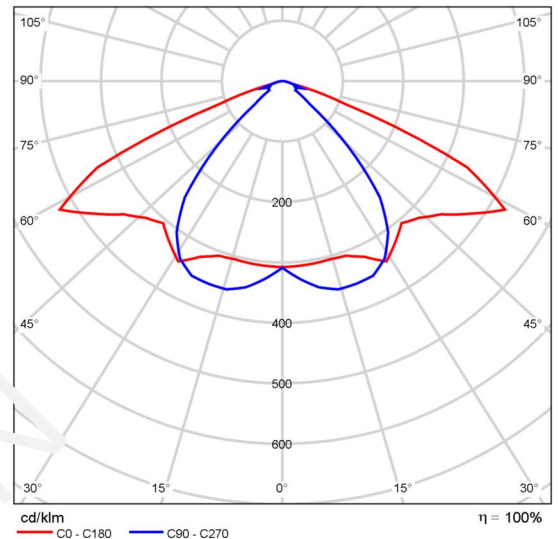
## Product data sheet

□ □



### Article No.

P	39.5 W
$\Phi_{\text{Lamp}}$	7040 lm
$\Phi_{\text{Luminaire}}$	7042 lm
$\eta$	100.03 %
Luminous efficacy	178.1 lm/W
CCT	3000 K
CRI	100



Polar LDC





street · □ □ □ 1

**Description**

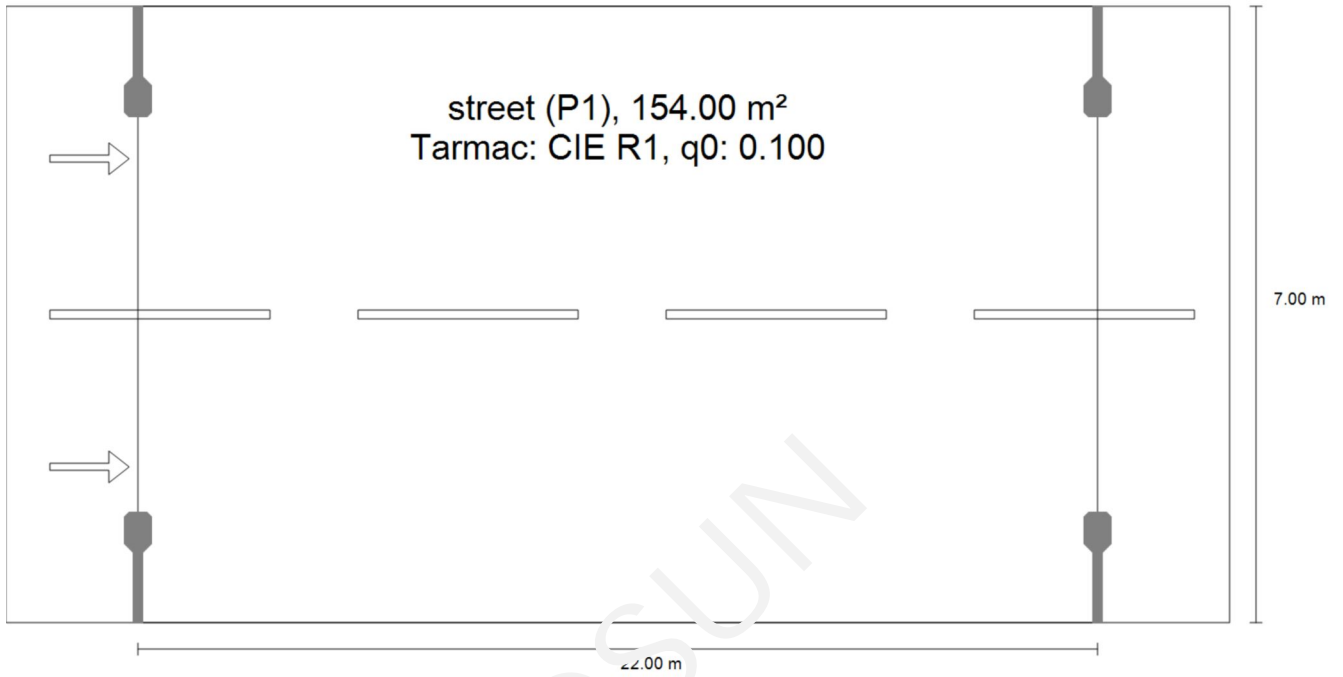
BOSUN

## Images

BOSUN

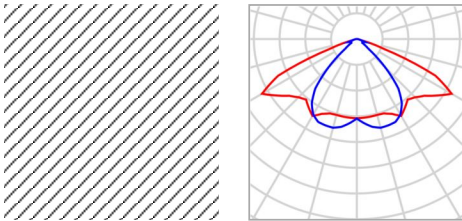
street · □ □ □ 1

**Summary (according to EN 13201:2015)**



street · □ □ □ 1

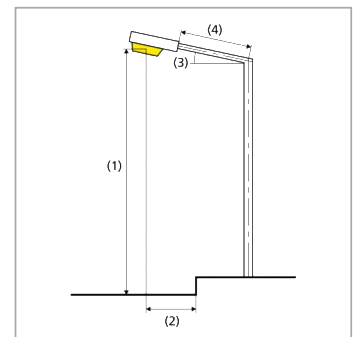
### Summary (according to EN 13201:2015)



Manufacturer	□ □	P	39.5 W
Article No.		Φ <sub>Lamp</sub>	7040 lm
Article name		Φ <sub>Luminaire</sub>	7042 lm
Fitting	1x 49	η	100.0% %

BS-AIO-180402A-8Module-40W\_IESNA2002.TES (both sides opposite)

Pole distance	22.000 m
(1) Light spot height	10.000 m
(2) Light point overhang	1.000 m
(3) Boom inclination	15.0°
(4) Boom length	1.008 m
Annual operating hours	4000 h: 100.0 %, 39.5 W
Consumption	3559.1 W/km
ULR / ULOR	0.00 / 0.00
Max. luminous intensities	≥ 70°: 221 cd/klm
Any direction forming the specified angle from the downward vertical, with the luminaire installed for use.	≥ 80°: 34.9 cd/klm ≥ 90°: 13.9 cd/klm
Luminous intensity class	G*3
The luminous intensity values in [cd/klm] for calculation of the luminous intensity class refer to the luminaire luminous flux according to EN 13201:2015.	
Glare index class	D.4



street · □ □ □ 1

**Summary (according to EN 13201:2015)**

Results for valuation fields

	Symbol	Calculated	Target	Check
street (P1)	$E_{min}$	18.88 lx	≥ 3.00 lx	✓
	$E_{av}^{(1)}$	25.26 lx	-	-

(1) Informative, not part of the valuation

A maintenance factor of 0.67 was used for calculating for the installation.

Results for energy efficiency indicators

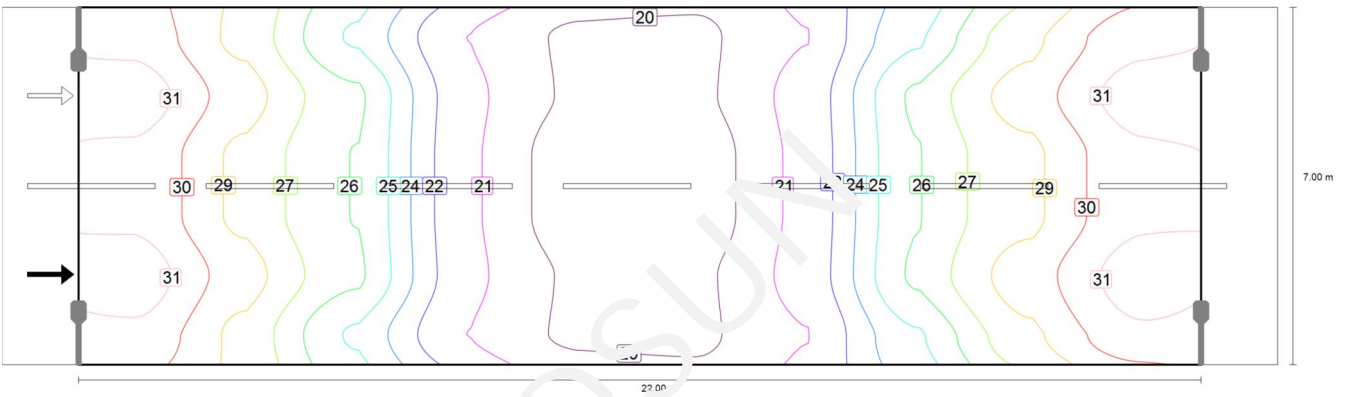
	Symbol	Calculated	Consumption
street	$D_p$	0.020 W/lx*m <sup>2</sup>	-
BS-AIO-180402A-8Module-40W_IESNA2002.IES (both sides opposite)	$D_e$	2.1 kWh/m <sup>2</sup> yr	316.4 kWh/yr

street · □ □ □ 1  
**street (P1)**

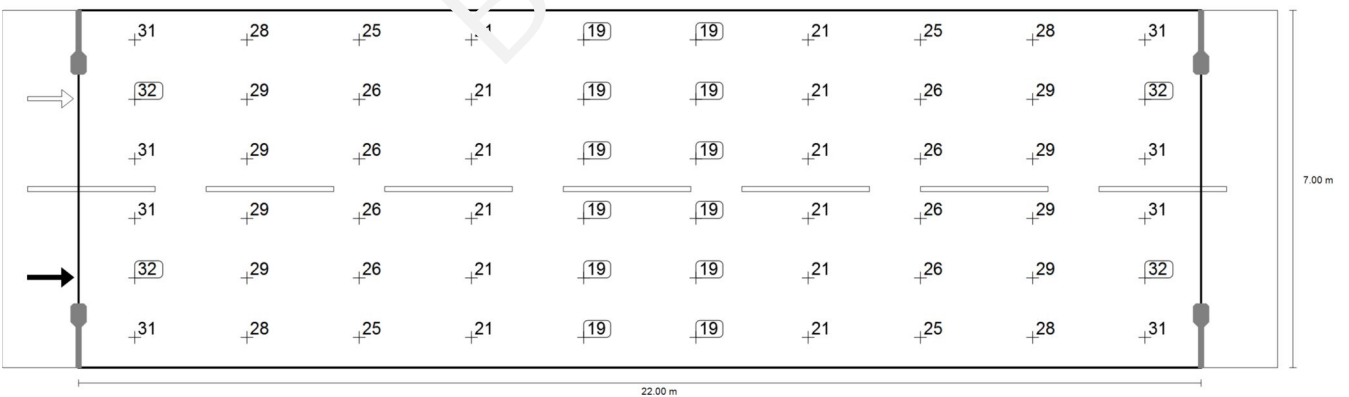
Results for valuation field

	Symbol	Calculated	Target	Check
street (P1)	$E_{min}$	18.88 lx	$\geq 3.00$ lx	✓
	$E_{av}^{(1)}$	25.26 lx	-	-

(1) Informative, not part of the valuation



Maintenance value, horizontal illuminance [lx] (Iso-luminance curves)



Maintenance value, horizontal illuminance [lx] (Value grid)

m	1.100	3.300	5.500	7.700	9.900	12.100	14.300	16.500	18.700	20.900
6.417	31.11	28.46	24.67	20.85	19.33	19.33	20.85	24.67	28.46	31.11
5.250	32.12	29.42	26.38	21.30	19.35	19.35	21.30	26.38	29.42	32.12
4.083	31.25	28.51	26.12	21.17	18.88	18.88	21.17	26.12	28.51	31.25
2.917	31.25	28.51	26.12	21.17	18.88	18.88	21.17	26.12	28.51	31.25
1.750	32.12	29.42	26.38	21.30	19.35	19.35	21.30	26.38	29.42	32.12
0.583	31.11	28.46	24.67	20.85	19.33	19.33	20.85	24.67	28.46	31.11

Maintenance value, horizontal illuminance [lx] (Value chart)

	$E_{av}$	$E_{min}$	$E_{max}$	$g_1$	$g_2$
Maintenance value, horizontal illuminance	25.3 lx	18.9 lx	32.1 lx	0.747	0.588

BOSUN

## Glossary

### A

A Formula symbol for a surface in the geometry

---

### B

**Background area** The background area borders the direct ambient area according to DIN EN 12464-1 and reaches up to the borders of the room. In larger rooms, the background area is at least 3 m wide. It is located horizontally at floor level.

---

### C

**CCT** (Engl. correlated color temperature)  
 Body temperature of a thermal radiator that serves to describe its light color. Unit: Kelvin [K]. The lesser the numerical value, the redder; the greater the numerical value the bluer the light color. The color temperature of gas-discharge lamps and semi-conductors are termed "correlated color temperature" in contrast to the color temperature of thermal radiators.

Allocation of the light colors to the color temperature ranges acc. to EN 12464-1:

Light color - color temperature [K]  
 warm white (ww) < 3,300 K  
 neutral white (nw) ≥ 3,300 – 5,300 K  
 daylight white (dw) > 5,300 K

---

**Clearance height** The designation for the distance between upper edge of the floor and bottom edge of the ceiling (in the completely furnished status of room).

---

**CRI** (Engl. color rendering index)  
 Designation for the color rendering index of a luminaire or a lamp acc. to DIN 6169: 1976 or CIE 13.3: 1995.

The general color rendering index Ra (or CRI) is a dimensionless figure that describes the quality of a white light source in regards to its similarity with the remission spectra of defined 8 test colors (see DIN 6169 or CIE 1974) to a reference light source.

---

### D

**Daylight factor** Ratio of the illuminance achieved solely by daylight incidence at a point in the inside to the horizontal illuminance in the outer area under an unobstructed sky.

Formula symbol: D (Engl. daylight factor)  
 Unit: %

---



## Glossary

Daylight quotient effective area	A calculation surface within which the daylight quotient is calculated.
<b>E</b>	
Eta ( $\eta$ )	(light output ratio) The light output ratio describes what percentage of the luminous flux of a free radiating lamp (or LED module) is emitted by the luminaire when installed.  Unit: %
<b>G</b>	
g1	Often also U <sub>o</sub> (Engl. overall uniformity), Designates the overall uniformity of the illuminance on a surface. It is the quotient from E <sub>min</sub> to $\bar{E}$ and is required, for instance, in standards for illumination of workstations.
g2	Actually it designates the "non-uniformity" of the illuminance on a surface. It is the quotient of E <sub>min</sub> to E <sub>max</sub> and is generally only relevant for certifying the emergency lighting acc. to EN 1858.
<b>I</b>	
Illuminance	Describes the ratio of the luminous flux that strikes a certain surface to the size of this surface ( $\text{lm}/\text{m}^2 = \text{lx}$ ). The illuminance is not tied to an object surface. It can be determined anywhere in space (inside or outside). The illuminance is not a product feature because it is a recipient value. Luxometers are used for measuring.  Unit: Lux Abbreviation: lx Formula symbol: E
Illuminance, adaptive	For the determining of the middle adaptive illuminance on a surface, this is rastered "adaptively". In the area of large illuminance differences within the surface, the raster is subdivided finer; within lesser differences, a rougher classification is made.
Illuminance, horizontal	Illuminance that is calculated or measured on a horizontal (level) surface (this can be for example a table top or the floor). The horizontal illuminance is usually identified by the formula letter E <sub>h</sub> .
Illuminance, perpendicular	Illuminance that is calculated or measured plumb-vertical to a surface. This needs to be taken into account for tilted surfaces. If the surface is horizontal or vertical, then there is no difference between the perpendicular and the horizontal or vertical illuminance.

## Glossary

<p>illuminance, vertical</p>	<p>illuminance that is calculated or measured on a vertical surface (this can be for example the front of some shelves). The vertical illuminance is usually identified by the formula letter <math>E_v</math>.</p>
<hr/>	
<p>L</p>	
<p>LENI</p>	<p>(Engl. lighting energy numeric indicator)          Lighting energy numeric indicator acc. to EN 15193</p> <p>Unit: kWh/m<sup>2</sup> year</p>
<hr/>	
<p>Light loss factor</p>	<p>See MF</p>
<hr/>	
<p>LLMF</p>	<p>(Engl. lamp lumen maintenance factor)/acc. to CIE 97: 2005          Lamp flux maintenance factor that takes the luminous flux reduction into account of a luminaire or an LED module in the course of the operating time. The lamp flux maintenance factor is specified as a decimal digit and can have a maximum value of 1 (no luminous flux reduction existing).</p>
<hr/>	
<p>LMF</p>	<p>(Engl. luminaire maintenance factor)/acc. to CIE 97: 2005          Luminaire maintenance factor that takes the soiling into account of the luminaire in the course of the operating time. The luminaire maintenance factor is specified as a decimal digit and can have a maximum value of 1 (no soiling existing).</p>
<hr/>	
<p>LSF</p>	<p>(Engl. lamp survival factor)/acc. to CIE 97: 2005          Lamp survival factor that takes the total failure into account of a luminaire in the course of the operating time. The lamp survival factor is specified as a decimal digit and can have a maximum value of 1 (no failures existing within the time concerned or prompt replacement after the failure).</p>
<hr/>	
<p>Luminance</p>	<p>Dimension for the "brightness impression" that the human eye has of a surface. The surface itself can emit light thereby or light striking it can be reflected (emitter value). It is the only photometric value that the human eye can perceive.</p> <p>Unit: Candela per square meter          Abbreviation: cd/m<sup>2</sup>          Formula symbol: L</p>
<hr/>	
<p>Luminous efficacy</p>	<p>Ratio of the emitted luminous flux <math>\Phi</math> [lm] to the absorbed electrical power P [W] Unit: lm/W.</p> <p>This ratio can be formed for the lamp or LED module (lamp or module light output), the lamp or module with control gear (system light output) and the complete luminaire (luminaire light output).</p>

## Glossary

Luminous flux	Dimension for the total light output that is emitted from one light source in all directions. It is thus an "emitter value" that specifies the entire emitting output. The luminous flux of a light source can only be determined in a laboratory. A difference is made between the lamp or LED module luminous flux and the luminaire luminous flux.
	Unit: Lumen Abbreviation: lm Formula symbol: $\Phi$
Luminous intensity	Describes the intensity of the light in a certain direction (emitter value). The luminous intensity is a matter of the luminous flux $\Phi$ that is emitted in a certain spherical angle $\Omega$ . The radiation characteristics of a light source are presented graphically in a light distribution curve (LDC). The luminous intensity is an SI base unit.
	Unit: Candela Abbreviation: cd Formula symbol: I
M	
MF	(Engl. maintenance factor)/acc. to CIE 97: 2005 Maintenance factor as decimal number between 0 and 1 that describes the ratio of the new value of a photometric planning parameter (e.g. of the illuminance) to a maintenance value after a certain time. The maintenance factor takes into account the aging of luminaires and rooms as well as the luminous flux reduction and the failure of light sources. The maintenance factor is taken into account either overall or determined in detail acc. to CIE 97: 2005 by the formula $RMF \times LMF \times LLMF \times LSF$ .
P	
P	(Engl. power) Electric power consumption  Unit: watt Abbreviation: W
R	
Reflection factor	The reflection degree of a surface describes how much of the striking light is reflected back. The reflection degree is defined by the color of the surface.

## Glossary

RMF	(Engl. room surface maintenance factor)/acc. to CIE 97: 2005 Room surface maintenance factor that takes the soiling into account of the space encompassing surfaces in the course of the operating time. The room surface maintenance factor is specified as a decimal digit and can have a maximum value of 1 (no soiling existing).
<hr/>	
S	
Surrounding area	The ambient area directly borders the area of the visual task and should be planned with a width of at least 0.5 m according to DIN EN 12464-1. It is at the same height as the area of the visual task.
<hr/>	
U	
UGR (max)	(unified glare rating) Measure for the psychological glare effect in interiors. In addition to luminaire luminance, the UGR value also depends on the position of the observer, the viewing direction and the ambient luminance. Among other things, EN 12464-1 specifies maximum permissible UGR values for various indoor workplaces.
<hr/>	
UGR observer	Calculation point in the room, for the DIALux the UGR value is determined. The location and height of the calculation point should correspond to the typical observer position (position and eye level of the user).
<hr/>	
V	
Visual task area	The area that is needed for carrying out the visual task in accordance with DIN EN 12464-1. The height corresponds with the height at which the visual task is executed.
<hr/>	
W	
Wall zone	Circumferential area between working plane and walls that is not taken into account for the calculation.
<hr/>	
Workplane	Virtual measuring or calculation surface at the height of the visual task that generally follows the room geometry. The working plane may also feature a wall zone.
<hr/>	